

Space-Time Structure as Hidden Variable

Bart Jongejan

Cæciliavej 31, 2500 Valby, Denmark

Electronic address: bart@cst.ku.dk

EPR correlations exist and can be observed independently of any a priori given frame of reference. We can even construct a frame of reference that is based on these correlations. This observation-based frame of reference is equivalent to the customary a priori given frame of reference of the laboratory when describing real EPR experiments.

J.S. Bell has argued that local hidden parameter theories that reproduce the predictions of Quantum Mechanics cannot exist, but the counterfactual reasoning leading to Bell's conclusion is physically meaningless if the frame of reference that is based on EPR-correlations is accepted as the backdrop for EPR-type experiments.

The refutation of Bell's proof opens up for the construction of a viable hidden parameter theory. A model of a spin $\hbar/2$ particle in terms of a non-flat metric of space-time is shown to be able to reproduce the predictions of quantum mechanics in the Bohm-Aharonov version of the EPR experiment, without introducing non-locality.

PACS numbers: 03.65.Bz, 02.40.Ky, 04.20.Gz

I. HIDDEN VARIABLES

A. The Einstein, Podolsky and Rosen *Gedanken* experiment

Albert Einstein was convinced that quantum mechanics is an incomplete theory, which was a position opposite to that of Niels Bohr. Their discussion culminated in a paper by Einstein, Podolsky and Rosen (EPR) [1], in which they showed how one can measure two non-commuting physical quantities to any degree of accuracy. Bohr's reply [2] was soon to follow. The issue is still debated.

The set-up of the EPR experiment consists of two observation posts doing measurements of momentum or position on the flown-apart members of particle pairs that have been carefully prepared to have no net momentum relative to the laboratory frame.

The particles in a pair can be regarded as exact copies of each other, apart from being mirrored: if the same measurement is performed at both observation posts, then the outcomes are each other's exact opposites. Given a quantity to be determined for both particles, we can suffice with doing only one of the measurements.

EPR's idea was that two non-commuting quantities, such as momentum and position, can be determined by measuring one of the quantities directly and by deriving the value of the other quantity from the outcome of the measurement of that quantity on the other particle in the pair.

Bohm and Aharonov [3] devised a version of the EPR *Gedanken* experiment that has been the focus of much theoretical and experimental work. In their experiment, the measurements are done on pairs of spin $\hbar/2$ particles that

are prepared in the singlet state, which is a quantum state that does not hold any information about the directions of the spins of the individual particles.

In the Bohm-Aharonov experiment the particles fly apart toward two widely separated observation posts, where they traverse the gaps of Stern-Gerlach magnets. During such a traversal, due to a coupling between the particle's intrinsic spin and the longitudinal gradient of the magnetic field, the particle's path is bent either away from or toward the pole where the magnetic field is strongest. The particle finally hits one of two detectors, depending on which route it took. One of the detectors only records particles that had spin up (\uparrow), while the other only records those with spin down (\downarrow), "up" and "down" being defined relative to the Stern-Gerlach magnet. The detectors are fixed to their respective Stern-Gerlach magnets, so that the directions that are "up" and "down" rotate together with the freely orientable Stern-Gerlach magnets.

B. Can counterfactual considerations complete the description of physical reality?

Employing propositions of the type that EPR used to show that quantum mechanics can not be complete, J.S. Bell [4] showed that any theory that reproduces the predictions made by quantum mechanics and yet is more complete than quantum mechanics necessarily postulates instantaneous action at a distance. In other words, the kind of theories that Einstein envisaged as successors to quantum mechanics would be difficult to reconcile with relativity theory, which champions locality and does not allow any signal to travel faster than light.

Bell's proof is dependent on counterfactual propositions. A counterfactual proposition assigns a determinate value to a quantity that could have been directly observable, but is

not, typically because another, incommensurable quantity is measured. The experimental basis - if you can call it that - for this assignment is the measurement of the same quantity on the far away twin particle. The reasoning is that the measurement on the twin is as good as the measurement on the particle itself, because the inner states of the particles must be fully correlated in order to preserve the isotropy of the quantum state of the pair.

To give teeth to such a counterfactual proposition, not only do we have to ascribe reality to the result of the measurement, but also to the angle between the counterfactual orientation of the instrument and the (factual or counterfactual) orientation of the other instrument.

Let us hold EPR's and Bell's counterfactual reasoning against the background of Riemannian geometry, or, more specifically, general relativity. Only geometric relations, such as angles and distances, between things that are local to each other in space and in time bear physical meaning according to the general relativity theory. Geometric relations over long spatio-temporal distances, such as the angle between the directions of observation in the Bohm-Aharonov experiment, are a different matter.

If it is not assumed that space-time is flat, then only an operational definition can lend physical meaning to these relations. In general, different operational definitions can give physical meaning to the same relation, but in theory the methods need not agree on the outcomes of the measurements. This is clearly exemplified by the multitude of theory laden operational definitions for distances on cosmological scales.

What then is the angel between a factual set-up of a Stern-Gerlach magnet at one of the two observation posts and a counterfactual set-up of the Stern-Gerlach magnet at the other observation post? Of course, because one of the two set-ups is not effectuated, there is no direct means of measuring this angle. We can only base our answer on interpolation, together with a smoothness assumption that coordinates the interpolated but counterfactual observation with real ones. Normally, interpolation depends on a smoothness assumption that is innocuous, because the missing, interpolated values may some day be replaced by outcomes of real experiments. In such cases, interpolation is a falsifiable theory and therefore acceptable. In Bell's proof, the interpolation is *not* falsifiable, because the measuring apparatus is sitting itself in the way. That weakens Bell's conclusion. We can only accept Bell's proof if we assume that the space time backdrop is smooth and constant enough to allow us to interpolate between measurements, but this assumption excludes from consideration any theory that denies that space-time is like that.

C. The Bohm-Aharonov experiment without flat-space preconception.

Bell's proof hinges on the postulate that space time is flat, but this postulate may be false. This is the main theme of this paper and we will dwell on it a little more, because understanding the epistemological restrictions that relativity imposes is essential for appreciating the approach

towards hidden variables that is presented later.

First think of the Bohm-Aharonov experiment as a set-up consisting of two observation posts connected by the floor of a laboratory or something else that we may regard as rigid. Each observation post consists of a Stern-Gerlach magnet that is freely orientable in its mounting into any of a large number of directions, or lines of observation. Each such orientation is identifiable, for example by reading off the color of a mark on the mounting that a pointer aligned with the axis of the magnet is pointing at. There may be many differently colored marks, each identifying a unique orientation of the magnet. If one wishes so one can define the mountings of the instrument to include far away stars, which then can be used as the marks for that post. We also have calibrated scales on the mounting so that we have the option to read off the angular coordinates of the direction vector of the Stern-Gerlach magnet. A post's electron detectors are fixed to the Stern-Gerlach magnet inside that post. The rigid connection between the two posts (or rather: between the mountings), together with conventional means of doing geodesy (measuring rods, light beams, gyroscopes) provides us with a reference frame in which both measuring instruments have definite positions and orientations. Even counterfactual orientations can be tracked, because the rigid frame "fixes" all thinkable orientations. This is the normal, "robust" experimental context of Bell's proof.

Now remove all unnecessary equipment: the measuring rods, light beams, gyroscopes, scales and even the laboratory floor. Would that make any difference? We did not do away the mountings of the instruments and are therefore still able to identify each orientation by reading off the color of the mark that a Stern-Gerlach magnet is pointing at. Can we reconstruct the experiment with this basic equipment?

From each pair of measurements we obtain a data-triplet: the color of the mark that the left magnet was pointing at, idem for the right magnet and finally the outcome of the detectors, which arbitrarily may be defined to be "S" (for "same") if both "up" or both "down" detectors were hit and "N" (for "not same") if one "up" and one "down" detector was triggered. Our logbook will have just three columns, the experiment has only three degrees of freedom.

After doing a long series of such experiments, with the magnets having been oriented in all possible combinations of directions many times, the log of outcomes will enable us to assign statistical probabilities for measuring the same spin component to each pair of orientations of the Stern-Gerlach magnets. We might for example observe that "yellow" left and "blue" right have a 73% chance of resulting in the value "S". There is a conceptual difference with the full blown experimental set-up, though: we have no prior knowledge of the geometric relations between the Stern-Gerlach magnets; we can only pairwise statistically relate marks on the mountings with each other. We do not even know the angles between two different orientations of the same magnet!

Now we will try to organize the three columns of obtained data by mapping the colored marks that identify

directions of observations onto points on a sphere in such a way that exactly one point is assigned to each mark. This mapping must map the marks on both surroundings, however far separated from each other, onto a single sphere that does not exist physically, but only as a mathematical tool. Underlying the mapping is the working hypothesis that there is a functional relation between the statistical probability to measure the same component and the angle, as measured on this sphere, between the orientations of the Stern-Gerlach magnets. We can start to assume a linear dependency: a 100% probability and a 0 % probability correspond to angles of 180° and of 0° between the magnets, a 10% probability would correspond to 18°, and so on. Such a relation would be appropriate if the spinning particles were macroscopic objects with observationally well defined "north" and "south" hemispheres. However, if we apply this relation to our data then the obtained angles force us to map the same mark onto several points, which is not what we wanted.

Eventually, we would find that

$$P(S) = \text{probability to measure same value} = \sin^2\left(\frac{\text{angle between orientations}}{2}\right) \quad (1a)$$

establishes a 1-1 mapping, as does its mirroring twin

$$P(S) = \text{probability to measure same value} = \cos^2\left(\frac{\text{angle between orientations}}{2}\right). \quad (1b)$$

Now, not only would we have learned how to define angles between the two measuring instruments when directed towards two given colored marks, we would also have a consistent way to figure out the angles between the colored marks at one and the same post. That means that we would have regained the spherical geometry relations that we did not assume as given a priori. That, in turn, would enable us to deliver exactly the same kind of experimental report as someone who had a rigid frame to connect the measuring posts and rods, light beams, gyroscopes and scales to measure the geometry. We could also verify the contingent fact that this statistical way of determining geometric relations is perfectly consistent with other, more conventional means, such as with the help of rods, light beams, gyroscopes and scales. But of course, as little physical sense it makes to ascribe temperature and pressure (or the mean kinetic energy and momentum per particle) to a single particle in a gas, as little sense would it make to ascribe the statistically defined angle to a pair of measurements that contributed to the very determination of the angle. *A fortiori*, we can not draw firm conclusions from an argument that hinges on a counterfactual set-up controlled by the statistically defined angle. There is no observational basis for assigning a value to such an angle, because the value, as defined operationally in the above way, is of statistical character and therefore not applicable to any pair of orientations in any specific pair of measurements, but only in the long run of many measurement event pairs. In addition, the assignment of a value of the angle, operationally defined as above, to pairs

of orientations that are not both effectuated, can only be based on an arbitrary convention and therefore renders any argument that is based on such angles unconvincing.

If the presented way of constructing a frame of reference is so feeble that it does not allow us to assign values to angles between counterfactual setups, why then should we not stick with the conventional means using rods, gyroscopes and so on? The reason is that our method is not any more feeble than conventional means! Unless conventional methods mysteriously gain strength somewhere in the transition from the quantum to the classical regime, *any* angle that can be measured by conventional means can also be measured using a sufficiently large ensemble of spin component observations on an equally large number of pairs of spin $\hbar/2$ particles, to any desired accuracy. However, the proposed method, which is obviously based on quantum phenomena, has the additional advantage that it very clearly delineates the domain of applicability of the method; a domain of applicability that can not be surpassed by conventional methods, unless the aforementioned mysterious powers opened a back door for the conventional methods to do measurements of angles that are out of reach for the proposed method.

Whereas proofs like Bell's are hard pressed because of the lack of an observational basis for the assumed frame of reference, a realist point of view is not obstructed in the same way. It is sensible to imagine a counterfactual set-up of a measuring apparatus that is oriented towards a particular colored mark and with a definite value of the spin component in that direction, but we must keep in mind that the whereabouts of the instrument's orientation relative to other (factual or counterfactual) orientations is unknown. Underlying Bell's and similar proofs is a concept of realism that is far more encompassing than necessary. Things that derive the status of being part of reality by force of real observations, such as the angle between directions of observation and even systems of coordinates in general, can not be idealized to an existence detached from these observations without introducing trouble in some corners of our theoretical picture of the world.

II. MATHEMATICAL CONSTRAINTS ON HIDDEN VARIABLE THEORIES OF SPIN $\hbar/2$ PARTICLE

A. What makes an aspirant HV theory?

We have seen that the Bohm-Aharonov experiment has just three relevant degrees of freedom: color of left mark, color of right mark and the combination of the outcomes. We will now discuss hidden variable theories that also exhibit three degrees of freedom and hope to find one that can be made to correspond to the Bohm-Aharonov experiment and that explains the statistical correlations found in the Bohm-Aharonov experiment (which are assumed to be accurately predicted by quantum mechanics).

The contemplated hidden variable theories all have one aspect in common: not only the Stern-Gerlach magnets have definite orientations, also the particle itself has one,

which is the axis of rotational symmetry or "spin axis". The three variables that specify any configuration of the three directions are (a) the angle between the left measuring apparatus and the spin axis, (b) the angle between the right measuring apparatus and the spin axis and (c) the angle between the left measuring apparatus and the right measuring apparatus. None of these variables are precisely measurable, but each corresponds to observed data: if the left "up" detector is triggered, then the angle between the left measuring apparatus and the spin axis is less than 90° . If the "down" detector is triggered, the angle is somewhere between 90° and 180° . Likewise for the right detector. The angle between the measuring apparatuses is taken to be the angle that was statistically derived from the outcomes of a long series of Bohm-Aharonov measurements, using Eq. (1b).

The main point made by Bell was that no *local* hidden variable theory is able to reproduce the predictions of quantum mechanics. The requirement that our aspirant hidden variable theories are local puts three constraints on the statistical distribution of the angles between the measuring apparatuses and between each measuring apparatus and the particle's spin axis. These will be discussed now.

Constraint 1. The orientations of the measuring instruments are unrelated.

Each measuring apparatus is oriented in a way that does not depend on the orientation of the other instrument, not even statistically. If the movements of the measuring apparatuses A and B were restricted to a plane, then this constraint would translate to a uniform distribution of angles $\angle AB$ in the range $0 \leq \angle AB \leq \pi$. We do, however, assume that the instruments are freely orientable in space. In that case, the probability that the angle between A and B is $\angle AB$ is proportional to $\sin \angle AB$.

Whereas the angle is non-uniformly distributed, its cosine is not. So we require a uniform distribution $\rho(Z_{AB})$ of the inner product $Z_{AB} = -\cos \angle AB = -\mathbf{a} \cdot \mathbf{b}$ in the range $-1 \leq Z_{AB} \leq 1$. The minus sign is arbitrarily introduced to compensate for the circumstance that the particles' spins are *anti-parallel*.

Normalization requires $\int_{-1}^1 \rho(Z_{AB}) dZ_{AB} = 1$, so that

$$\rho(Z_{AB}) = \frac{1}{2} \quad (2)$$

It is worthwhile to indicate which role the set-up plays. We ask that during each measurement the measuring apparatus points at a randomly chosen point of its own surroundings. This does not automatically imply an isotropic distribution of the orientations with respect to each other: one could imagine that each observation post's orientations, taken separately, would survive a "randomness test", but that the orientations were not distributed isotropically with respect to each other. That situation could arise if the observers used the same sequence of random numbers to prepare the instruments for each pair of measurements. We assume that such correlation does not occur, because that seems to be the only assumption that is compatible with the principles of locality, causality and free will.

Constraint 2. (Locality condition.) The orientation of one magnet does not influence the result obtained with the other.

Suppose that someone came up with a HV theory of a spin $\hbar/2$ particle. In order to test the claim that it reproduces the predictions of QM in Bohm-Aharonov experiments, we had to subject the theory to a Gedanken experiment in which a great number of spin-component measurements were randomly chosen. How would the randomly chosen orientations of a measuring instrument be distributed with respect to the particle's axis of rotational symmetry? As we have no means of observing this distribution, we postulate one. In the absence of any reason to assume a non-isotropic distribution, we assume the isotropic distribution. Call the inner product of the orientation of the instrument and the direction of the particle (denoted by unit vectors) Z_A and Z_B (for instrument A and instrument B). Require that $\rho(Z_A) = \rho(Z_B) = \frac{1}{2}$.

The sign of Z_A determines the outcome of the measurement made with the magnet at observation post A. The locality condition says that Z_A is independent of the orientation of instrument B. The angle between the instruments can be taken to represent this orientation, in which case we locality condition translates to

$$\rho(Z_A, Z_{AB}) = \rho(Z_A)\rho(Z_{AB}) = 1/4. \quad (3a)$$

Alternatively, we can take the (hidden) angle between instrument B and the spin axis as representing the orientation, so we also require that

$$\rho(Z_A, Z_B) = \rho(Z_A)\rho(Z_B) = 1/4. \quad (3b)$$

As we are used to specify orientations with two mutually independent angles, it is tempting to require that Z_A is independent of both of Z_{AB} and Z_B :

$$\rho(Z_A, Z_B, Z_{AB}) = \rho(Z_A)\rho(Z_B)\rho(Z_{AB}) = 1/8. \quad (4)$$

However, below we will see that this conflicts with the next constraint and even with the statistics of classical spinning particles.

Constraint 3. The theory reproduces the predictions of quantum mechanics

The correlation between the outcomes of measurements on flown-apart particles with counter parallel spin axis conforms exactly to the predictions of QM (see also Eq. (1b)):

$$\begin{aligned} P(S) &\equiv P(\uparrow\uparrow) + P(\downarrow\downarrow) = \sin^2 \frac{\angle AB}{2} \\ &= \frac{1 + Z_{AB}}{2} \end{aligned} \quad (5a)$$

$$\begin{aligned} P(N) &\equiv P(\uparrow\downarrow) + P(\downarrow\uparrow) = \cos^2 \frac{\angle AB}{2} \\ &= \frac{1 - Z_{AB}}{2}. \end{aligned} \quad (5b)$$

B. The joint distribution $\rho(Z_A, Z_B, Z_{AB})$ that explains the quantum mechanical predictions.

We assume that in a HV theory, a full specification of a measurement of two spin components in the Bohm-Aharonov experiment requires three angles, or there cosines. We must now investigate whether there are distributions $\rho(Z_A, Z_B, Z_{AB})$ of these three quantities that fulfill all three constraints. For example, the first constraint requires that

$$\rho(Z_{AB}) = \int_{-1}^1 \int_{-1}^1 \rho(Z_A, Z_B, Z_{AB}) dZ_A dZ_B = 1/2, \quad (6)$$

and second constraint, the locality condition, requires that

$$\rho(Z_A, Z_{AB}) = \int_{-1}^1 \rho(Z_A, Z_B, Z_{AB}) dZ_B = 1/4. \quad (7)$$

Finally, according to quantum mechanics we must find that

$$\begin{aligned} P(\uparrow\uparrow) &= \rho(Z_{AB})^{-1} \int_0^1 \int_0^1 \rho(Z_A, Z_B, Z_{AB}) dZ_A dZ_B \\ &= \frac{1 + Z_{AB}}{4}. \end{aligned} \quad (8)$$

As it did not seem a trivial task to solve the set of equations constituting the three constraints, a computer aided approach was chosen. It was not difficult to find a distribution that fulfills constraints 1 and 2,

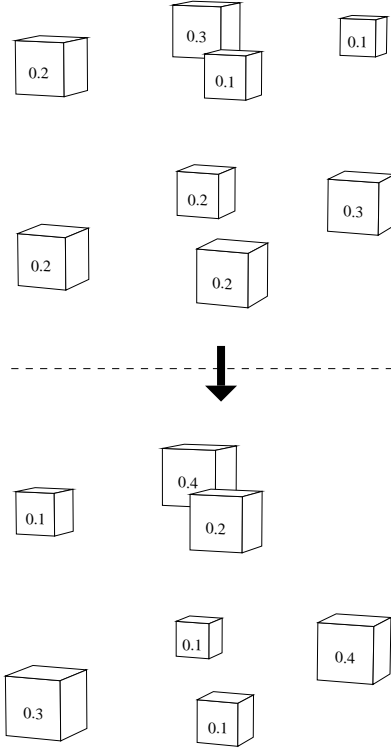


FIG. 1. Eight cells picked from $\rho(Z_A, Z_B, Z_{AB})$ before and after a transformation that redistributes probability densities for triplets (Z_A, Z_B, Z_{AB}) , while keeping each of $\rho(Z_A)$, $\rho(Z_B)$ and $\rho(Z_{AB})$ constant. $\Delta\rho = 0.1$.

Eq. (4) is such a distribution. Then, repeatedly applying an algorithm that transforms the distribution to a new distribution that also fulfills constraints 1 and 2, distributions were found that fulfill the third constraint as well. The algorithm is as follows: Choose two values for each of Z_A , Z_B and Z_{AB} . These values are the coordinates of eight cells, the probability density of which we are going to redistribute. Choose an amount $\Delta\rho$ and add this amount to four cells spanning a tetrahedron and subtract the same amount from the remaining cells. By the right choice of $\Delta\rho$ we can empty at least one of the eight cells. See Fig. 1. Some of the results of this discrete approximation can be seen in Figs. 2-4.

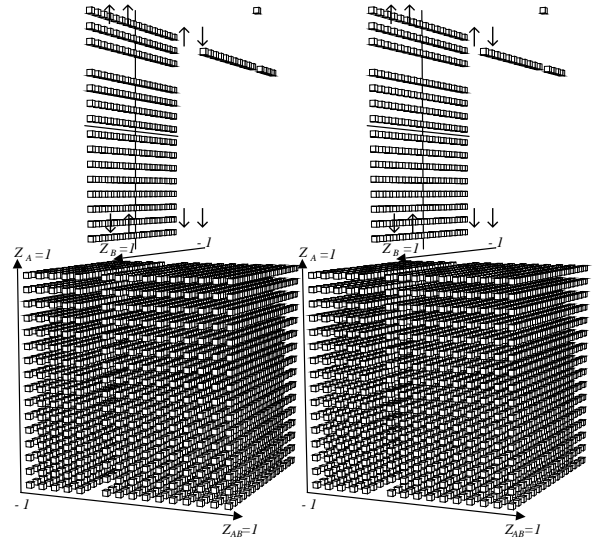


FIG. 2. Joint distribution of three mutual independent inner products: $\rho(Z_A, Z_B, Z_{AB}) = \rho(Z_A)\rho(Z_B)\rho(Z_{AB})$. The size (volume) of each little cube is proportional to the probability density of a given configuration of three Z -values. As an example, one cell has been lifted out and its size represents the probability that a configuration has Z_A between $4/8$ and $5/8$, Z_B between $-4/8$ and $-3/8$ and Z_{AB} between $-3/8$ and $-2/8$. (Stereogram)

The distribution in Eq. (4) fully acknowledges the freedom of the experimenters to vary the angle between the instruments (Z_{AB}) and it guarantees the isotropic distribution of the axis of the model relative to the lines of observation (Z_A and Z_B). Yet this distribution is not realistic at all, because it does not restrict the angles between the instruments ($\arccos -Z_{AB}$) and the angles between the measurement instruments and the axis of the model ($\arccos Z_A$ and $\arccos Z_B$). These three angles can not be completely independent: for example can the angle between the measuring instruments not exceed the sum of the angles between the instruments and the axis of the model.

If two of the angles already are fixed to any values between 0 and π (any two of $\{\arccos Z_{AB}, \arccos Z_A, \arccos Z_B\}$, call them α_1 and α_2), then we have the following constraint on the third angle α_3 :

$$|\alpha_1 - \alpha_2| \leq \alpha_3 \leq \alpha_1 + \alpha_2. \quad (9)$$

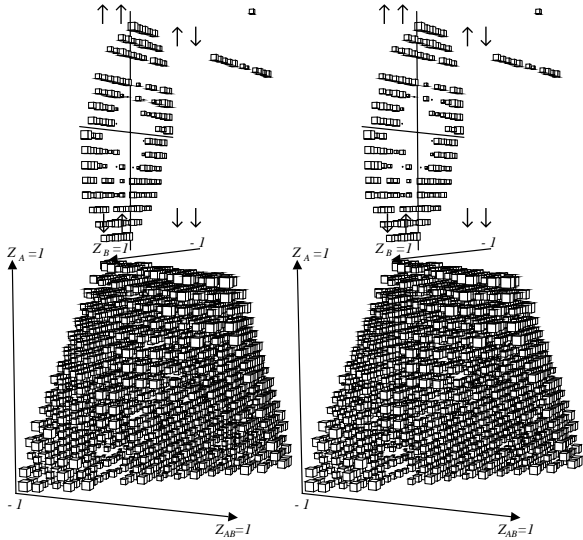


FIG. 3. Classical joint distribution $\rho(Z_A, Z_B, Z_{AB})$. Only configurations with $1 - Z_A^2 - Z_B^2 - Z_{AB}^2 + 2Z_A Z_B Z_{AB} > 0$ are realizable. The probability density is neither uniform nor continuous everywhere. (Stereogram)

That means that whereas any two of the three angles are independent of each other, there exists a mutual dependency between the three angles.

The uniform distribution of three vectors \mathbf{a} , \mathbf{b} and \mathbf{c} over all directions illustrates this dependency. In an Euclidean frame of reference, the joint density of the three inner products $s = Z_A = \mathbf{a} \cdot \mathbf{c}$, $t = Z_B = \mathbf{b} \cdot \mathbf{c}$, $u = Z_{AB} = \mathbf{a} \cdot \mathbf{b}$ is

$$\begin{aligned} \rho(s, t, u) &= (8\pi\sqrt{1 + 2stu - s^2 - t^2 - u^2})^{-1} \\ &\quad (1 + 2stu - s^2 - t^2 - u^2 > 0) \\ &= 0 \quad (1 + 2stu - s^2 - t^2 - u^2 \leq 0). \end{aligned} \quad (10)$$

Figure 3 illustrates the mutual dependency between the three directions and the remarkable discontinuity of the density at the border between possible and impossible configurations,

The next step is the fulfillment of constraint 3. Using the transformation algorithm again, we eventually approach a distribution that reproduces the predictions of quantum mechanics (Eq. 5a/b). There are many distributions that come very close, but they are all characterized by regions of almost emptiness and steep climbs to high values of probability density. The following distribution, which is the limiting distribution as the number of subdivisions in the discrete approximation goes to infinity, and which uses Dirac delta functions, fulfills all three constraints (see Fig. 4 for a discrete approximation):

$$\begin{aligned} \rho(Z_A, Z_B, Z_{AB}) &= 1/8 [\delta(Z_A + Z_B + Z_{AB} + 1) \\ &\quad + \delta(Z_A - Z_B - Z_{AB} + 1) \\ &\quad + \delta(Z_A + Z_B - Z_{AB} - 1) \end{aligned}$$

$$+ \delta(Z_A - Z_B + Z_{AB} - 1)] \quad (11)$$

This distribution indicates that one continuous degree of freedom is replaced by a discrete one: the density is only non-zero on the surface of a tetrahedron spanned by four of the eight corners of the configuration cube.

A classical configuration of three independent vectors is specified by three numbers, which are the lengths of the sides of a triangle on the unit sphere. They can not live within less than the two dimensions of this sphere. On the other hand, configurations that are compatible with QM require only two numbers and a sign, the third number being a function of either the sum or the difference of the other two, depending on the sign.

Perhaps somewhat unexpectedly, our search for a probability distribution for the angle between the instruments and the angles between each instrument and the (hidden) spin axis did not merely result in a non-classical distribution, but also in a qualitative characterization of any hidden variable theory with hopes to fulfill all three constraints: the theory must endow a model of a spin $\hbar/2$ particle with a degeneracy that replaces one continuous degree of freedom with a two-valued one. We will now look at a theory that accomplishes this feat.

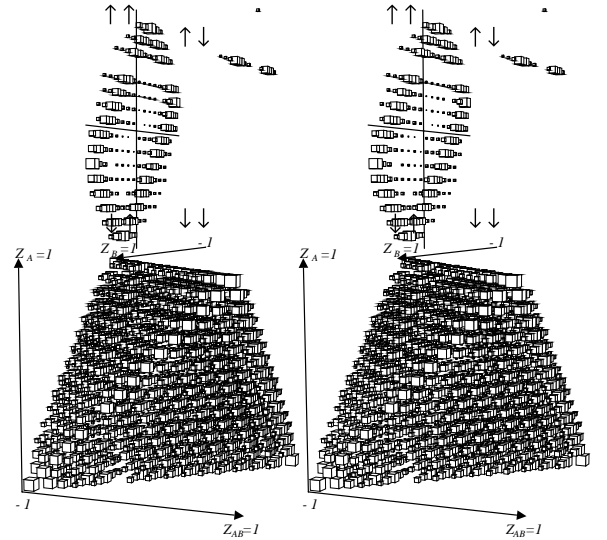


FIG. 4. QM joint distribution $\rho(Z_A, Z_B, Z_{AB})$. The mutual dependency of the inner products Z_A, Z_B, Z_{AB} is stronger than in the classical case. (Stereogram)

III. EXAMPLE: A HIDDEN VARIABLE MODEL BASED ON NON-FLAT SPACE-TIME STRUCTURE

A. Overview

In the foregoing, a weakness in Bell's counterfactual reasoning was exposed by peeling away unwarranted and mostly silent assumptions that are underlying his proof, until we were left with the nitty gritty observational data. Then we postulated, in spite of Bell's conclusion, that the direction of a particle's spin is really existing, although hidden from observation. We found that the QM-

compatible configurations of three vectors, denoting the orientations of the measuring instruments and a candidate model's hidden variable, seem to live within one dimension less than classically expected.

The next step is the construction of a model with a characteristic that we rightly can call the spin direction of the model. We postulate that the stuff that the particle is made of is space time itself, or more specifically, the structure of space time. We will check that the full specification of a geodesic path herein - tentatively representing the world line of a measuring apparatus during a measurement - exhibits the same lack of one degree of freedom.

Such a postulated space-time structure is in part based on guesswork, in part on esthetic rules, such as simplicity and symmetry. The real structure of space time is perhaps unknowable, but we may hit upon a theory of the structure of space time that survives the observations that we perform to test it.

The presented model tries only to explain a very limited set of phenomena, namely the correlation between two spin component measurements. We have not tried very hard to incorporate and explain other phenomena. Thus, a simple thing like the spatial distance between the spinning particles is not expressed very well by the proposed model, nor their relative movements. In fact, the model explains two widely different phenomena without making a distinction, which shows that in any case the differences between these phenomena are not expressed in the model. The first phenomenon is the correlation between the measurements of spin components on two different particles that together form a system in the singlet state. The second phenomenon, that is explained equally well, is the passage of a single spinning particle first through one, then through a second Stern-Gerlach magnet at some distance from the first, that is inclined with respect to the first.

B. Metric and geodesic equations

Consider a metric g_{ik}

$$ds^2 = \cos^2 \vartheta dt^2 - dr^2 - r^2 d\vartheta^2 - r^2 \sin^2 \vartheta d\varphi^2 + 2r \sin^2 \vartheta d\varphi dt. \quad (12)$$

To get a feeling of how it would be like to be in a space time with this metric, imagine an infinite set of concentric spheres. Suppose that you momentarily were attached to one of these spheres. You would have the feeling that this sphere was rotating around the $\vartheta = 0$ axis with angular velocity $\frac{1}{r} = \frac{1}{\text{radius of sphere}}$. In other words, you would feel an acceleration away from the $\vartheta = 0$ axis. If you were to move in the direction opposite to this intrinsic rotation with angular velocity $-1/r$ the acceleration would disappear. Although everywhere the experienced acceleration could be explained as the effect of an angular velocity that gradually decreased as $\frac{1}{r}$, the spheres in this space time are fixed to each other forever. It is the curvature of space-time that gives the experience of being accelerated, just like the curvature of space-time caused by the Earth's mass lets us

feel the force of gravitation: an acceleration without movement, as opposed to the acceleration experienced in a rocket.

The rotational effects in this space-time are due to the last term in the metric ground form, $+2r \sin^2 \vartheta d\varphi dt$. This term specifies the model's spin direction relative to the chosen frame of reference; by changing the sign of this term or by rotating 180° along an axis perpendicular to the $\vartheta = 0$ axis we obtain a model with opposite spin direction.

In order to investigate how free test-particles move in this space-time we have to solve the equations of motion

$$\frac{d^2 x_i}{ds^2} = -\Gamma_{jk}^i \frac{dx_j}{ds} \frac{dx_k}{ds}. \quad (13)$$

The non-zero coefficients of the affine connection Γ_{jk}^i , which are symmetric in the lower indices, are:

$$\begin{aligned} \Gamma_{tr}^t &= \frac{\sin^2 \vartheta}{2r} & \Gamma_{r\varphi}^t &= -\frac{\sin^2 \vartheta}{2} \\ \Gamma_{r\varphi}^r &= \frac{\sin^2 \vartheta}{2} & \Gamma_{\vartheta\vartheta}^r &= -r \\ \Gamma_{\varphi\varphi}^r &= -r \sin^2 \vartheta & \Gamma_{r\varphi}^\vartheta &= \frac{\sin \vartheta \cos \vartheta}{r} \\ \Gamma_{r\vartheta}^\vartheta &= \frac{1}{r} & \Gamma_{\varphi\varphi}^\vartheta &= -\sin \vartheta \cos \vartheta \\ \Gamma_{tt}^\vartheta &= -\frac{\sin \vartheta \cos \vartheta}{r^2} & \Gamma_{tr}^\vartheta &= -\frac{\cos^2 \vartheta}{2r^2} \\ \Gamma_{r\varphi}^\varphi &= \frac{1 + \cos^2 \vartheta}{2r} & \Gamma_{\vartheta\varphi}^\varphi &= \frac{\cos \vartheta}{\sin \vartheta}. \end{aligned} \quad (14)$$

With the shorthand notation $U^r = r' = \frac{dr}{ds}$, $U^r' = r'' = \frac{d^2 r}{ds^2}$ etc. and the above connection Γ_{jk}^i the geodesic equations become

$$U^t' = \frac{-U^r \sin \vartheta [\sin \vartheta (U^t - rU^\varphi)]}{r} \quad (15a)$$

$$U^{r'} = \frac{(rU^\vartheta)^2 - (rU^\varphi \sin \vartheta) [\sin \vartheta (U^t - rU^\varphi)]}{r} \quad (15b)$$

$$U^{\vartheta'} = \frac{-2U^r (rU^\vartheta) + \frac{\cos \vartheta}{\sin \vartheta} [\sin \vartheta (U^t - rU^\varphi)]^2}{r^2} \quad (15c)$$

$$\begin{aligned} U^{\varphi'} &= \frac{1}{r^2 \sin \vartheta} \\ &\times \left\{ -U^r (rU^\varphi \sin \vartheta) \right. \\ &\quad \left. + U^r \cos^2 \vartheta [\sin \vartheta (U^t - rU^\varphi)] \right. \\ &\quad \left. + 2 \frac{\cos \vartheta}{\sin \vartheta} (rU^\vartheta) [\sin \vartheta (U^t - rU^\varphi)] \right\}. \end{aligned} \quad (15d)$$

The geodesic equations have the following solutions:

$$U^t = P + \frac{X}{r} \quad (16a)$$

$$U^\varphi = \frac{P - \frac{X \cot^2 \vartheta}{r}}{r} \quad (16b)$$

$$(U^\vartheta)^2 = \frac{A - \frac{X^2}{\sin^2 \vartheta}}{r^4} \quad (16c)$$

$$(U^r)^2 = -\frac{A - X^2}{r^2} + \frac{2PX}{r} + P^2 - W, \quad (16d)$$

where P , X , A and W are constants. We can also write

$$P = \cos^2 \vartheta U^t + r \sin^2 \vartheta U^\varphi \quad (17a)$$

$$X = r \sin^2 \vartheta (U^t - rU^\varphi) \quad (17b)$$

$$A = (r^2 U^\vartheta)^2 + [r \sin \vartheta (U^t - rU^\varphi)]^2 \quad (17c)$$

$$W = (\cos \vartheta U^t)^2 - (U^r)^2 - (rU^\vartheta)^2 - (r \sin \vartheta U^\varphi)^2 + 2r \sin^2 \vartheta U^t U^\varphi \quad (17d)$$

W is simply $g_{ij}U^iU^j$, the length of the vector U squared. Time-like geodesics have $W > 0$, space-like geodesics have $W < 0$ and light-like geodesics have $W = 0$. We will restrict W to the values -1, 0 and 1. This restriction removes an arbitrary scaling factor.

C. Comparison with paths in central force fields

If we only look at time-like geodesics in the direction from past to future (the paths that test particles follow, $W = 1$, $U^t > 0$), then only three numbers P , X and A are needed to fully specify a geodesic. What are the consequences of this paucity of orbit-fixing numbers? Let us compare a geodesic in a central gravitational field and a geodesic in this model-space time. Four constants are needed to specify the orbit of a freely falling test particle A with respect to a massive body, such as the orbit of a planet around a star. The shape of the orbit or eccentricity - whether the orbit is a circle, an ellipse, a parabola or a hyperbola - provides one number. The size of the orbit - e.g. the distance of closest approach to the central massive body - provides another number. The orientation of the orbital plane, defined as the unit vector normal to the orbital plane, requires the specification of two angular coordinates. That adds two more degrees of freedom and brings the total number of constants to four.

For the time-like geodesics in our model-space-time the situation is different. If we assume that two numbers are needed to specify "shape" and "size", then only one number is left to specify the "orbital plane". The quotes indicate that we cannot be sure that it makes sense to talk about shape, size and orbital plane. We will later have to look at that.

If one number fixes an orbital plane then obviously the orbital orientation has only one degree of freedom. Given one orbital plane, then another orbital plane can be specified with reference to the given orbital plane by providing the difference of the "orbital plane numbers". In fact, there is an ambivalence in such a specification because of the sign of the difference. This sign can not be specified without breaking the symmetry between the two planes: we have to assume that either plane can play the role of reference plane and the expressions should not depend on this choice in any arbitrary way.

We have seen the same "directional degeneracy" before: the distribution of values Z_A, Z_B, Z_{AB} that reproduces quantum mechanics is such that given one Z -value, the other Z -values can be specified with reference to this single Z -value. For example, if Z_A is given then Z_B is specified, up to a bivalent choice, by giving just one more number: Z_{AB} (see 7a-d).

D. How the constants define shape and orientation of the geodesic

We will now look more closely at the constants of the motion and see whether it really is the case that there is only one number to specify the orbital plane.

A , P , X and W are real numbers that only to some degree can be chosen freely. The expression for $(U^\vartheta)^2$ indicates that only values $|X| \leq \sqrt{A}$ can lead to geodesics. It also shows that such geodesics are restricted to points where $\sin \vartheta \geq \frac{|X|}{\sqrt{A}}$. Geodesics with values of $|X|$ close to \sqrt{A} are close to the equatorial plane $\vartheta = \frac{\pi}{2}$, while a value of $\frac{|X|}{\sqrt{A}}$ close to zero allows the geodesic to approach the poles very closely. Therefore we define

$$S = \frac{X}{\sqrt{A}} \quad (-1 \leq S \leq 1)$$

"tilt of orbital plane". (18)

If $S = -1$ or $S = 1$ then $\sin \vartheta = 1$; such geodesics are equatorial. All other geodesics are wavering north and south (and through) the equatorial plane and their orbital plane, if such a mathematical object can be defined, is tilted with respect to the equatorial plane. The maximum angular distance from the equatorial plane is reached when $|U^\vartheta| = 0$, which is when $\sin \vartheta = |S|$. We call S the "tilt of the orbital plane with respect to the equatorial plane", in analogy to the tilt of a planetary orbit with respect to the Sun's equatorial plane, which also is equal to the angle where the planet reaches its greatest angular distance from the equatorial plane. While we already have seen that the tilt of a planetary orbit is only one of two constants that define the orientation of the orbital plane, we still have to see whether there is such a second constant in the case of our model-space-time geodesics.

We can learn much about the orbital shape and size from investigating the radial velocity. If $A \neq X^2$ then $(U^r)^2$ is a second order function of $1/r$ and otherwise it is a first order function of $1/r$. The coefficient of the $1/r^2$ -term is zero or negative, because $A \geq X^2$. From that follows that $(U^r)^2$ has a maximum if $A \neq X^2$. If the equation $(U^r)^2 = 0$ has no solutions, then this maximum is negative, which is forbidden, $(U^r)^2$ being the square of a real number and therefore necessarily non-negative. We can investigate the constraints on P , X , W and A that ensure that

$$(U^r)^2 = -\frac{A - X^2}{r^2} + \frac{2PX}{r} + P^2 - W = 0 \quad (19)$$

has solutions.

The solutions of $1/r$ are:

$$\frac{1}{r} \Big|_{U^r=0} = \frac{PX \pm \sqrt{AP^2 - AW + X^2W}}{A - X^2}. \quad (20)$$

The condition that there be solutions is that

$$P^2 \geq W \left(1 - \frac{X^2}{A}\right). \quad (21)$$

The factor in parentheses is non-negative, because $A \geq X^2$. If $W \leq 0$, then the relation is fulfilled for all values of P . For positive W the above relation puts a lower bound on the absolute value of P .

Because the radial parameter r is non-negative, we are only interested in non-negative solutions of $1/r$. If there is one positive solution, then the trajectory is unbound: the positive solution is the point of closest approach, but there is no point of greatest radial distance. If the other solution is zero, then the trajectory is just barely unbound and has the status of a parabolic trajectory in a central force field. If the other solution is negative, the trajectory is "hyperbolic". If there are two positive solutions, the trajectory is bound, like the elliptic trajectories in a central field with a $1/r$ potential. If the two positive solutions are equal, the trajectory has constant radius, i.e. it is comparable with circular orbits.

The close analogy between classical orbits in central force fields and geodesics in our space-time model is concisely expressed by

$$\frac{P^2 - W}{2} = \frac{(U^r)^2 + (U^\perp)^2}{2} - \frac{XP}{r} - \frac{X^2}{2r^2}, \quad (22a)$$

where

$$(U^\perp)^2 = (rU^\vartheta)^2 + \sin^2 \vartheta (U^t - rU^\varphi)^2$$

"square of tangential velocity". (22b)

Eq. (22a) unmistakably has the signature of an energy, having a kinetic part depending on the squares of the radial and tangential velocities and two potential parts, one of which is due to a long range $1/r$ potential that can be attractive or repelling, like a Coulomb potential, while the other is due to a short range attractive $1/r^2$ potential. The $1/r$ potential gives rise to orbits having circular, elliptic, parabolic or hyperbolic shapes, while the $1/r^2$ potential adds a precession of pericentrum to the movement, like the shift of the perihelion of Mercury that also is caused by a $1/r^2$ term.

The energy expression [Eq. (22a)] contains two independent constants P and X that together define shape and size of an orbit in the same way that shape and size of planetary orbits are defined by the mass of the sun and the energy per kilogram of planetary mass, where X plays the role of the solar mass and $(P^2 - W)/2$ the role of energy per unit of planetary mass.

Now we have "used" three constants to specify the tilt of the orbital plane [Eq. (18)], the size of the orbit [Eq. (20)] and the shape of the orbit [Eq. (22a)] and there is no constant to completely specify the orientation of the orbital plane. This situation is explained by the fact that the orbital plane has to rotate to ensure that a geodesic test particle does not leave the orbital plane. The pace $\Omega = \frac{d\psi}{dt}$ with which the intersection line $\{\vartheta = \pi/2, \varphi = \psi(t)\}$ of

orbital plane and the equatorial plane rotates depends on the instantaneous radial distance r of the test particle:

$$\Omega = 1/r. \quad (23)$$

The movement of the test particle for the case where the orbit has constant r ("circular" orbit) is accurately modeled by the movement of a point on the rim of a coin that is set to spin on its side on a table. The coin may start almost upright, slowly falling due to frictional dissipation and decreasing its tilt with respect to the surface of the table until it lies down flat on the table. In the model space-time, of course, there is no friction and the initial tilt remains the same forever. While the coin is wobbling on the table, it rolls on its surface, which means that points on the rim not only take part in the rotation of the plane of the coin, but also in a rotation around the axis that is perpendicular to the coin, moving up and down and around in a complex dance.

The movement becomes even more complex if the radial distance is not constant, but it can still be understood easily if one imagines that the movement takes place in a tilted orbital plane that rotates. Figures 5-6 give depict a geodesic from these two perspectives.

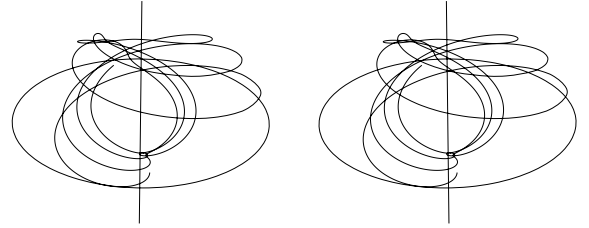


FIG. 5. Plot of a geodesic in global coordinate system. $W = 1, X = 7.6, P = 0.94, A = 361.0$. (Stereogram)

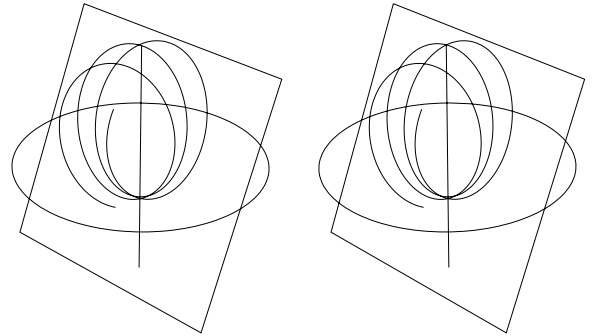


FIG. 6. The same geodesic as in Fig. 5., but now projected on the co-rotating tilted orbital plane. (Stereogram)

E. Spin component measurements

In a Stern-Gerlach experiment the direction in which a spinning particle is deflected depends on the direction of the force

$$F_z = -\nabla(-\mu \cdot B) = \mu_z \frac{\partial B_z}{\partial z}, \quad (24)$$

where μ is the magnetic moment of the particle associated with the spin of the particle and B is the magnetic field of the magnet, having a strong gradient $\partial B_z / \partial z$. As seen from

the particle's point of view, depending on the force, the pole where the magnetic field is strongest is either pushed away or attracted by the particle as it passes through the gap between the poles. This effect is similar to the force exerted on a geodesic test particle in the model space-time. If we look at Eq. (22a) we can see that the $1/r$ potential gives rise to either an attractive force or a repelling force, depending on the sign of X . This close analogy is the reason why we can say that the sign of X corresponds to the outcome of a spin component measurement.

IV. CONCLUSION

If we accept that we can not know for sure whether space-time is flat at the scale (in space and time) at which the Bohm-Aharonov experiment is performed, then we can not evade the conclusion that Bell's and similar proofs, which are all based on counterfactual statements, do not apply. Non-local angles and other geometric relations over some distance involving counterfactual set-ups are not measurable and have, even from a realist point of view, no definite values, because non-local geometric relations in curved space-time require operational definitions, which are of course not applicable to counterfactual set-ups.

A proper description of the EPR and Bohm-Aharonov experiments amalgamates the indefiniteness of the traditional quantum description with the realist point of view of the traditional classical description. Such a description is in the spirit of general relativity and makes

plausible that, contrary to common opinion, the philosophical foundation of general relativity is also fundamental to the proper interpretation of quantum mechanics as a statistical theory in a non-flat and largely unknown playground.

An analysis of the results of the Bohm-Aharonov experiment (which are assumed to agree with the predictions of quantum mechanics) indicates that a hidden variable can be introduced to explain the results, but that the configuration of three directions (the orientations of the measuring instruments and the direction of the hidden variable) has one degree of freedom less than expected classically. Classically, given two of the three angles that identify a configuration, the third angle can be chosen freely from a continuous spectrum. On the other hand, configurations that are compatible with the predictions of QM restrict the third angle to a bivalent choice. This restriction is not severe and does not introduce non-locality by itself: even classically the third angle is restricted.

A model based on the simple, even naive assumption that spin has to do with space time structure with rotational symmetry in one direction, exhibits geodesic movements with fewer orbit defining constants than are needed for a Keplerian orbit of a test particle in a central force field. Of the three constants, only one constant defines the orientation of the orbital plane. Relative to an orbital plane, any other orbital plane can, up to a bivalent choice, be specified with a single number. Thus the model has exactly the required property to ensure that the predictions of quantum mechanics can be reproduced.

- [1] A. Einstein, B. Podolsky & N. Rosen, Phys. Rev. **47**, 777 (1935)
- [2] N. Bohr, Phys. Rev, **48**, 696 (1935)
- [3] D. Bohm and Y. Aharonov, Phys. Rev. **108**, 1070 (1957)
- [4] J.S. Bell, Physics **1**, 195 (1964)